


An architectural rendering of the Brisbane Domestic Terminal. The scene shows a wide, modern corridor with a curved, vaulted ceiling supported by a series of white structural ribs. The walls are clad in light-colored, vertically-oriented wooden panels. On the left wall, the words "BRISBANE DOMESTIC TERMINAL" are displayed in large, white, sans-serif capital letters. A dark horizontal band runs across the upper part of the walls, featuring the text "仅限随身携带的行李" (Carry-on bags only) in Chinese, "Carry-on bags only" in English, and a yellow icon of a suitcase with an upward arrow. The floor is made of light-colored square tiles. In the center, a glass-enclosed area leads to a check-in or baggage claim section. Several people are depicted: a man with a backpack walking away from the camera, a man pulling a suitcase towards the right, and another person standing further back. The lighting is bright and even, suggesting a well-lit interior space.

BRISBANE
DOMESTIC TERMINAL

仅限随身携带的行李 Carry-on bags only 

DOMESTIC TERMINAL DISRUPTIONS

UPDATED 1 MAY 2025

FREQUENTLY ASKED QUESTIONS

If approached by passengers looking for information on check-in, bag drop and security screening for the domestic airlines, please refer to the following information. This information is current as of 1 May 2025.

- **Qantas & Qantaslink passengers** – security screening is now through the northern temporary screening point. Qantas Premium Lounge entry has reverted back to its original location on level 1 adjacent to Qantas check-in.
- **Jetstar passengers**
 - Passengers now use the new temporary check-in & bag drop and screening facilities, located outside the terminal (opposite the Skywalk exit) just passed the Qantas departure entrance.
- **Virgin, Alliance & Aerlink passengers**
 - There are no changes to check-in and bag drop.
 - Passengers will use a new temporary screening facility accessible through the doors opposite baggage reclaim #7. To locate this facility, please follow the signs.
- **Rex, Link Airways & National Jet Express**
 - New check-in & bag drop facilities adjacent to Virgin bag drop.
 - Passengers will use the new temporary screening facilities, accessible through the doors opposite baggage reclaim #7. To locate this facility, please follow the signs.
- **Where is the Information Desk?**
 - The Visitor Information Desk is on Level 1 opposite baggage reclaim #5.
- **How to access Brisbane Airport Corporation's office?**
 - Use the doors marked with 'Airport Administration Offices' in the Alliance check in area.

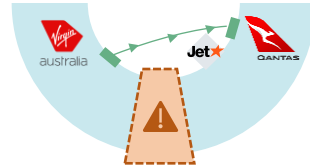
DEPARTURE JOURNEY CHANGES ON LEVEL 1 (GROUND)



CHECK-IN AND BAG DROP

Airline check-in areas have changed due to major construction works in the central terminal.

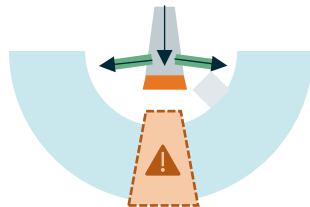
- Virgin, REX, Link Airways, National Jet Express, Alliance & Aerlink customers use south side of terminal.
- Jetstar is using a temporary facility located just outside of the Qantas terminal entry.
- Qantas and Qantaslink still use northern terminal check-in, as per normal.



NO INTERNAL THOROUGHFARE

Large barriers have been installed in the centre of the terminal building, dividing the terminal into two areas: Virgin & Other Airlines and Qantas. Jetstar are in a separate facility outside the Qantas terminal entry.

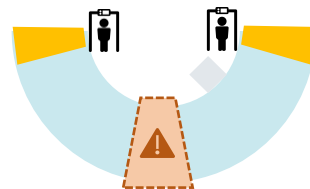
To move between facilities, exit the terminal and re-enter through the designated entrances.



ACCESS TO / FROM SKYWALK

The Skywalk escalators facing the terminal building are closed. This area will become a new entrance to security screening, directly from the Skywalk. The southern lift is no longer accessible.

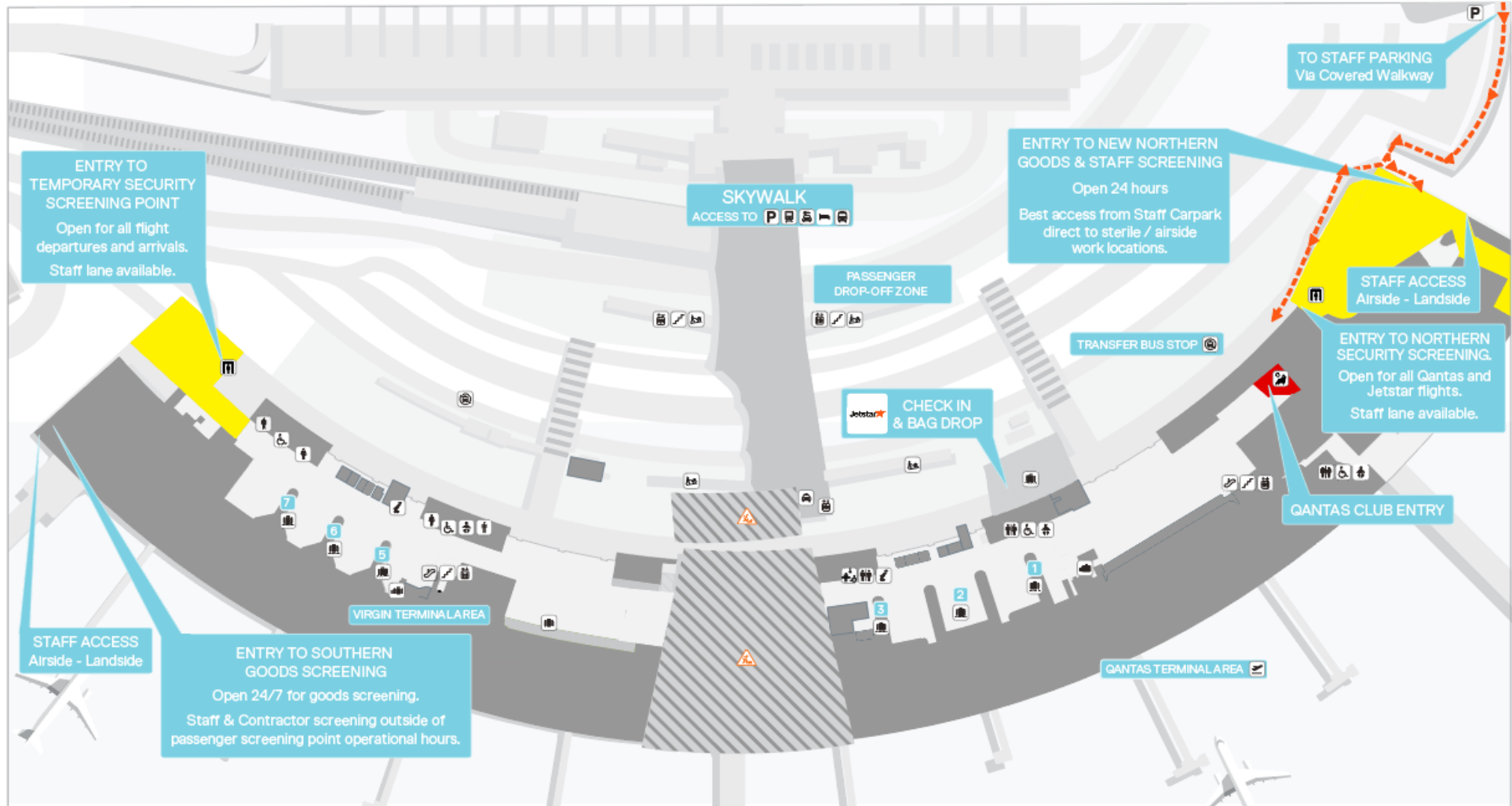
- Please use the travellers or the northern lift for access to the terminal.



SECURITY SCREENING

Two new screening points are open at the northern (Jetstar, Qantas) and southern (Virgin) ends of the terminal building. Entry is via the outside forecourt area. The northern screening point inside the terminal (Qantas) is closed. All QF passengers proceed to the new northern screening point, except for Qantas Premium Lounge passengers, whose entry remains the same (adjacent to check-in).

Airport staff at the Domestic Terminal, your access points have changed.



Path from Staff Carpark to terminal



Construction Zones

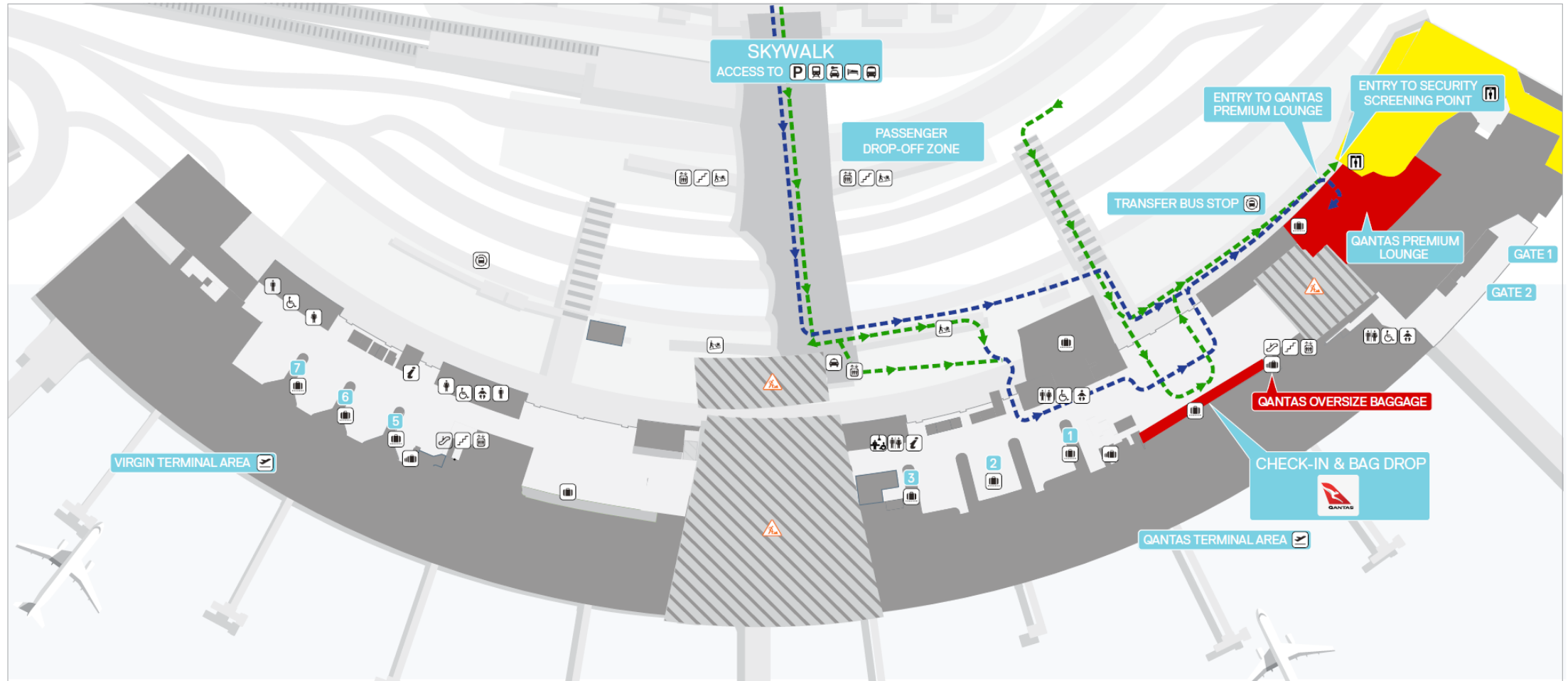


Security Screening Point

Reminder: All out of hours access through both goods screening points require ASIC or VIC Pass with ASIC escort.

Domestic Passengers for QANTAS

Your departure journey has changed.



Passenger Departure Journey



Qantas Check-in & Bag Drop



Construction Zones



Qantas Premium Area Journey

Domestic Passengers for your departure journey has changed.



australia

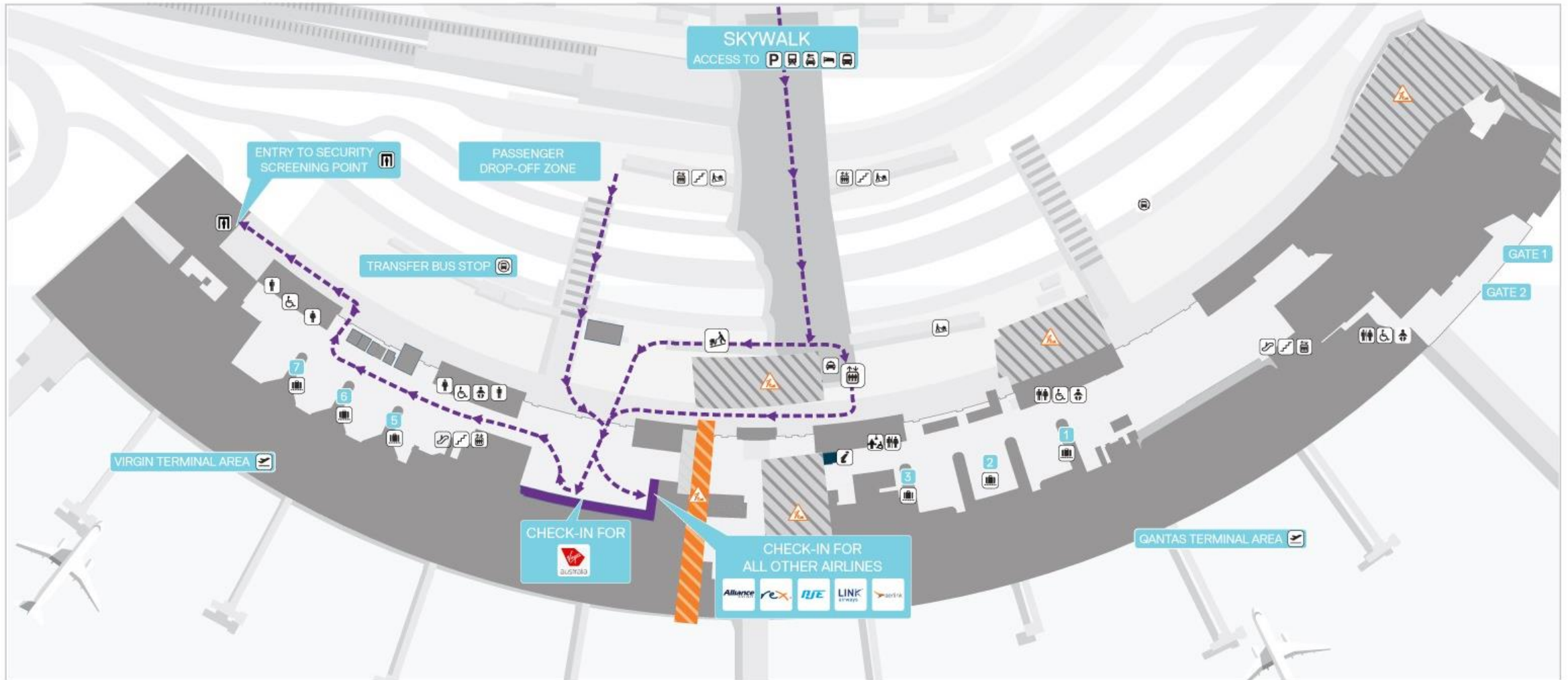
Alliance
AIRLINES

reX.

QJE

LINK
airways

aerlink



Path to Check-in and Bag drop areas.



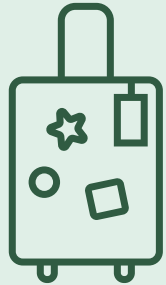
Construction Zones

ARRIVAL PROCESS CHANGES



PASSENGERS WITH CARRY-ON LUGGAGE ONLY

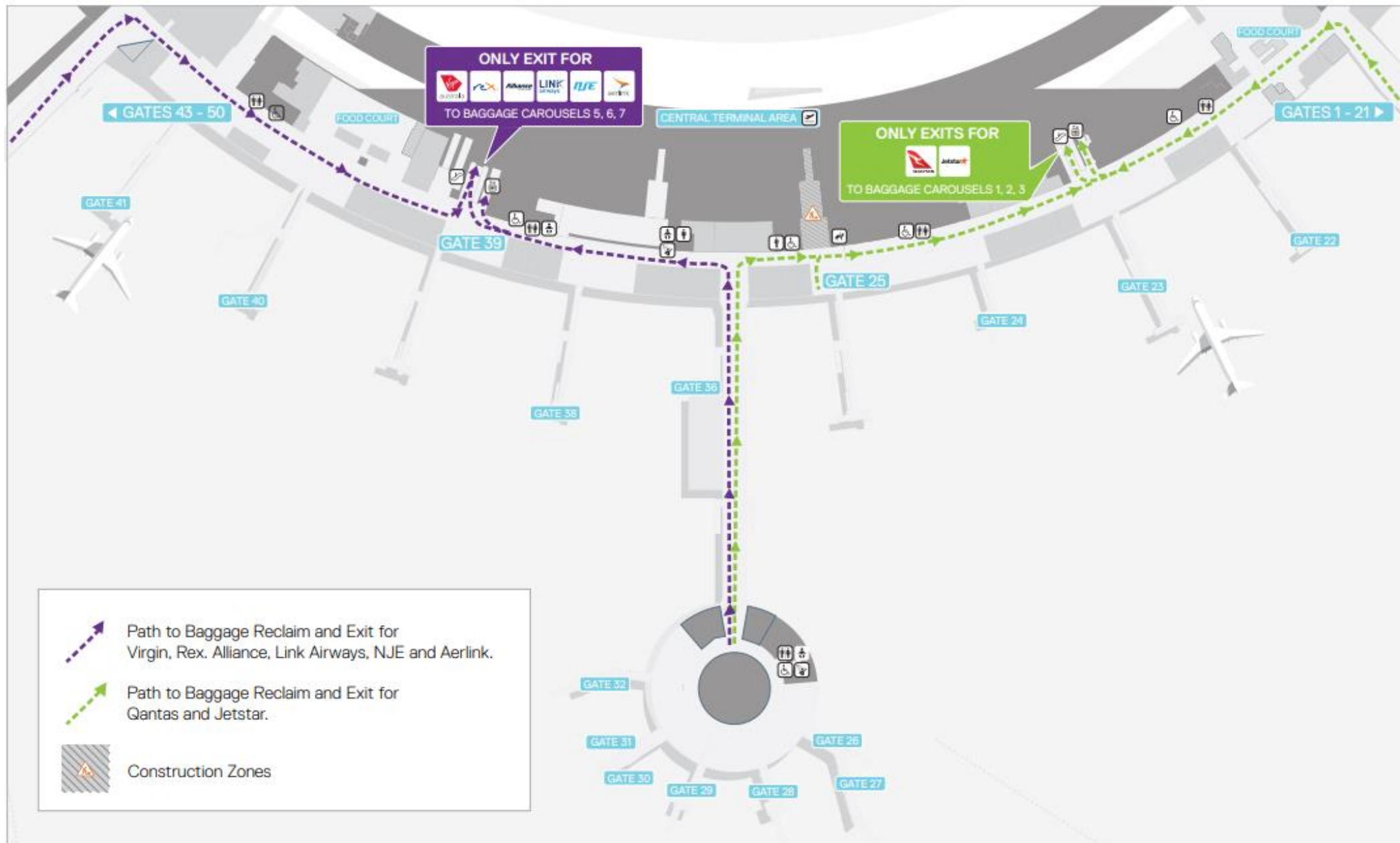
- Passengers with no checked luggage may leave the terminal from any available exit.



PASSENGERS WITH CHECKED BAGGAGE

- All **Qantas** and **Jetstar** passengers will claim baggage on carousels 1-3. For best access, please use the exits opposite **Gate 23**. Baggage carousel 4 is now closed.
- **Virgin, Alliance, Rex, National Jet Express, Aerlink** and **Link Airways** passengers will claim baggage on carousels 5-7. Please use the exit opposite **Gate 39 only**.






NORTHERN TEMPORARY CHECK-IN, BAG DROP & SCREENING



- The temporary facilities for JetStar check-in & bag drop and JetStar / Qantas screening are located outside the terminal (opposite the Skywalk exit) just passed the Qantas departure entrance.
- Pedestrian access is along the forecourt of the temporary check-in and screening facilities.



CHANGES TO CENTRAL CHECK-IN AREA




The Central Check-in Area is closed.


Qantas and Jetstar passengers – proceed to the northern check-in and screening areas.

Virgin, REX, Link Airways, National Jet Express, Alliance and Aerlink customers – please use south side of terminal.

SOUTHERN SECURITY SCREENING & VA PREMIUM ENTRY



Virgin Premium Entry from inside the terminal is closed. For access, proceed outside to new Security Screening area. Access is available past security screening.



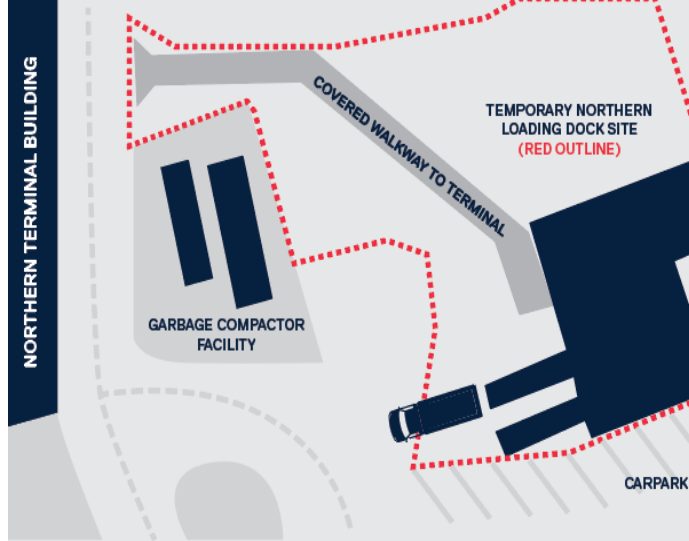
All departing Virgin & Other Airline passengers and customers for VA Premium Entry, proceed through the Security Screening entry outside on the forecourt.



Virgin Premium Entry passengers to enter a dedicated queue on the far right. All other departing passengers may enter queues on the left and follow signs.

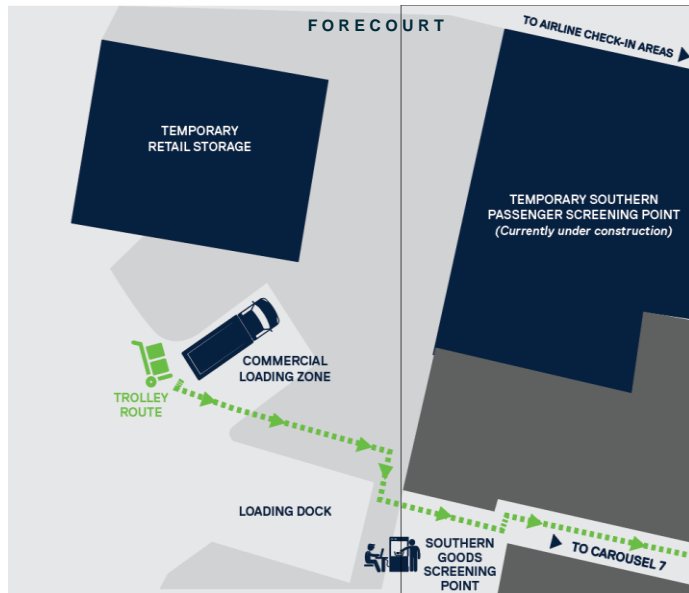


LOADING DOCKS, GOODS & STAFF SCREENING



NORTHERN AREA

- The northern loading dock has been relocated due to the new temporary passenger screening point. The loading dock has been constructed beside the garbage compactor facility.
- We have constructed a new, temporary goods and staff screening point on the opposite side of the road to the loading dock.
- Access to the Loading Dock and Screening via the corridor beside the walkway to Staff Car Park.



SOUTHERN AREA

- A loading zone has been established next to the retail storage facility.
- The southern loading dock can be accessed from the current path at the south or through the new pathway on the forecourt. Access is no longer available from the main terminal doors.



CARPARKS



STAFF PARKING

There are no planned changes to Staff Parking arrangements or access.

PASSENGER PARKING

The open-air public waiting area at the Domestic Terminal and the over-height vehicle parking spaces are now closed.

- Construction is underway on the P2 Car Park Expansion, which will provide an additional 1,700 parking spaces at the Domestic Terminal precinct.
- Passengers with vehicles over 2.4m high will need to use AIRPARK, with free buses to and from the terminal. We recommend allowing extra time for travel.
- If you're picking up a passenger from the Domestic Terminal, the first 30 mins of ParkShort is **free of charge**. You will find ParkShort at level 2 of the P1 car park.

Further Information


Brisbane Airport Parking

P2 Parking Expansion


BAC, JQ & ALLIANCE OFFICE ACCESS

The following are now accessible only via the door in the Alliance Check-in Area (end of the southern check-in hall).


- Brisbane Airport Corporation office
- JetStar office
- Alliance Office
- Alliance Crew Room



SKYWALK CHANGES



CENTRAL TERMINAL CONSTRUCTION



OUTSIDE WALKWAY FROM VIRGIN TO OTHER AIRLINES



NORTHERN TEMPORARY CHECK-IN & BAG DROP AND SCREENING



NORTHERN TEMPORARY GOODS & STAFF SCREENING

